

# Citizen's Financial Report

Fiscal Year Ended September 30, 2007

**Commissioners:**

- Larry W Ghan,  
Chairman
- Steve Hadley, Member
- A. Lin Whitworth,  
Member

**Clerk/Auditor/Recorder:**

- Dale Hatch

**Comptroller:**

- Kristi Klauser

## A Message from the Auditor

I am pleased to present the third annual Bannock County Citizen's Financial Report for the fiscal year ended September 30, 2007. This report is a less detailed presentation of Bannock County's Comprehensive Annual Financial Report (CAFR). The CAFR is complicated and lengthy while this report provides an easy to read summary of Bannock County's finances and presents a brief explanation of the County's financial highlights and economic indicators.

The contents of this report include an overview of Bannock County's assets and liabilities, with the differences between the two reported as net assets. Evaluating the trend of net assets through their increases or decreases may serve as an indicator of whether the financial position of Bannock County is improving or worsening.

This report also presents a brief explanation of where the County's resources come from and how those resources are spent. The last page of this report provides a brief discussion of Bannock County's demographics and economy. Finally, there is contact information if you are interested in receiving a full financial report or have any questions or feedback regarding this report.

**Prepared by:**

Bannock County Auditing  
624 East Center St, Room 104  
Pocatello, ID 83201-6274

Phone: 208-236-7335

Fax: 208-236-7016

## County Services

A three member elected Commission with overlapping terms governs the County. Responsibilities of the County Commissioners include passing ordinances, adopting the budget, and appointing heads of various departments. Other elected officials within the County are the Assessor, Clerk/Auditor/Recorder, Coroner, Prosecuting Attorney, Sheriff, and Treasurer.

The County provides a full range of services under its general governmental functions. These services include public safety, sanitation services, health and social services, culture and recreation, road and bridge construction and maintenance, planning and zoning, and general administrative services. Also included are services related to property assessment, budget development and administration, financial management, tax collection and investment of County assets, judicial administration, public records management, elections administration, and jury management. In addition, sanitation and emergency communication services are provided under an enterprise fund concept, with user charges providing revenue to pay operating expenses.

**Inside this issue:**

<i>Financial Highlights</i>	2
<i>Economic Indicators</i>	2
<i>Bannock County's Assets and Liabilities</i>	3
<i>County Revenues</i>	4
<i>Expenses by Function</i>	5
<i>Contact Information</i>	6
<i>Demographics and Economy</i>	6

The County has no component units.

## Financial Highlights

This portion of the report presents the highlights of the significant economic and financial activity of Bannock County, Idaho, for the fiscal year ended September 30, 2007.

- The assets of Bannock County exceeded its liabilities at the close of the most recent fiscal year by \$58,399,730. Of this amount, \$30,428,873 may be used to meet the government's ongoing obligations to citizens and creditors.
- The government's total net assets increased by \$4,931,012. Approximately 80% of this increase is attributed to an increase in unrestricted assets.
- Bannock County's main operating fund is the General Fund. At the end of fiscal year 2007, unreserved fund balance for the General Fund was \$8,333,882. This means the General Fund ended with 66% of the fiscal year 2007 expenditures in reserves.
- The County's greatest challenge was the funding of employee health insurance. Reserves were decreased by \$19,467, due to claims in excess of the budget.
- Bannock County conducted an employee salary equity study during the 2004 fiscal year. The results of this study suggested that Bannock County employee salaries were roughly 5% under market. The plan was adjusted for a 2% market adjustment in fiscal year 2007.
- Bannock County increased interest earnings from last fiscal year by an additional amount of \$658,484.
- Bannock County allocated 64% of our \$2,309,848 State Revenue Sharing revenue to the Justice Fund to meet expenditures and avoid exceeding the Idaho statutory levy limit.

---

## Economic Highlights

Local unemployment came in at 3.5%. This is equal to the average State unemployment rate of 3.5% and is less than the Federal rate of 5.0%.

Major industries with headquarters or divisions located within the County or in close proximity, include fertilizer and chemical manufacturers, computer microchip manufacturers, and producers of electrical utility services. Bannock County continues to possess the advantage of economic diversity and historically has tended to remain more resilient during major economic shifts, in part, because of that diversity.

The total taxable real estate property value has increased by 2.2% over the value from fiscal year 2006. This was slightly less than the increase Bannock County experienced the prior year.

The population of Bannock County grew approximately 3.8% from the previous year.

The Idaho legislature met in a special August 2006 session and passed legislation to increase the homeowner's exemption from \$50,000 to \$75,000. For 2007 property taxes collected in December 2007 and June 2008, this exemption amount will increase to \$89,325. Although these measures will provide tax relief to property owners, it also reduces property tax dollars collected by the county.

## Bannock County's Assets and Liabilities

Bannock County  
Comparative Statement of Net Assets  
September 30, 2006 and 2007

	Governmental Activities		Business-Type Activities		Total	
	FY 2007	FY 2006	FY 2007	FY 2006	FY 2007	FY 2006
<b>ASSETS</b>						
Cash and Cash Equivalents	\$ 6,762,765	\$ 13,602,909	\$ 4,045,841	\$ 7,911,288	\$ 10,808,606	\$ 21,514,197
Investments	14,270,921	5,603,126	8,507,189	3,259,693	22,778,110	8,862,819
Receivables, (Net of Uncollectibles)	387,897	425,890	412,479	474,820	800,376	900,710
Taxes Receivable	573,367	544,190	-	-	573,367	544,190
Intergovernmental Receivable	1,922,342	1,832,140	-	-	1,922,342	1,832,140
Leases Receivable	-	-	508,680	104,531	508,680	104,531
Inventory	297,989	199,430	-	-	297,989	199,430
Internal Balances	259,567	-	(259,567)	-	-	-
Capital Assets, (Net of Depreciation)						
Land	1,108,148	1,107,893	9,796,354	9,178,911	10,904,502	10,286,804
Buildings and Improvements	9,444,814	9,742,800	1,044,636	1,079,905	10,489,450	10,822,705
Machinery and Equipment	1,988,608	2,330,826	1,797,104	1,979,068	3,785,712	4,309,894
Infrastructure	5,666,904	4,851,557	-	-	5,666,904	4,851,557
Construction in Progress	-	-	-	-	-	-
<b>Total Assets</b>	<b>42,683,322</b>	<b>40,240,761</b>	<b>25,852,716</b>	<b>23,988,216</b>	<b>68,536,038</b>	<b>64,228,977</b>
<b>LIABILITIES</b>						
Accounts Payable	1,818,922	2,132,103	179,307	780,702	1,998,229	2,912,805
Direct Deposit Payable	381,024	328,483	9,135	9,504	390,159	337,987
Interest Payable	20,419	20,401	-	-	20,419	20,401
Health Insurance Payable	325,000	325,000	-	-	325,000	325,000
Deferred Revenues	315,805	90,000	-	-	315,805	90,000
Long-Term Debt						
Due within one year	2,040,670	1,597,089	57,224	228,103	2,097,894	1,825,192
Due in more than one year	3,149,465	3,730,011	1,839,337	1,518,863	4,988,802	5,248,874
<b>Total Liabilities</b>	<b>8,051,305</b>	<b>8,223,087</b>	<b>2,085,003</b>	<b>2,537,172</b>	<b>10,136,308</b>	<b>10,760,259</b>
<b>NET ASSETS</b>						
Invested in Capital Assets, Net of Related Debt	14,709,794	14,055,894	12,638,094	12,152,339	27,347,888	26,293,778
Restricted for Debt Service	622,969	668,657	-	-	622,969	668,657
Unrestricted	19,299,254	17,293,123	11,129,619	9,213,160	30,428,873	26,506,283
<b>Total Net Assets</b>	<b>\$ 34,632,017</b>	<b>\$ 32,017,674</b>	<b>\$ 23,767,713</b>	<b>\$ 21,365,499</b>	<b>\$ 58,399,730</b>	<b>\$ 53,468,718</b>

**Governmental Activities** include most of the County's basic services such as general government, public safety, health and welfare, culture and recreation, road and bridge, agriculture, and legal and judicial. The governmental activities are funded mostly through tax dollars.

**Business-Type Activities** consist of operations that function like private business, where the cost of providing the services are paid for by user charges. Bannock County's business-type activities include Solid Waste and Emergency Communications.

**Net Assets** measure the difference between what the County owns (assets) versus what the County owes (liabilities).

**Invested in Capital Assets, Net of Related Debt** measures the value of assets the County owns, less depreciation, and any debt owed from buying or building the assets.

**Restricted Net Assets** are assets not available for general use due to external restrictions, constitutional provisions, or enabling legislation on how they can be used.

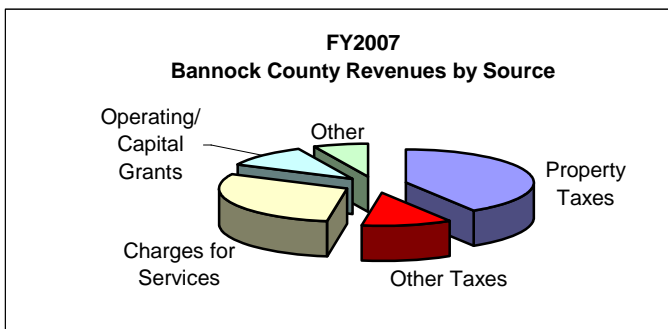
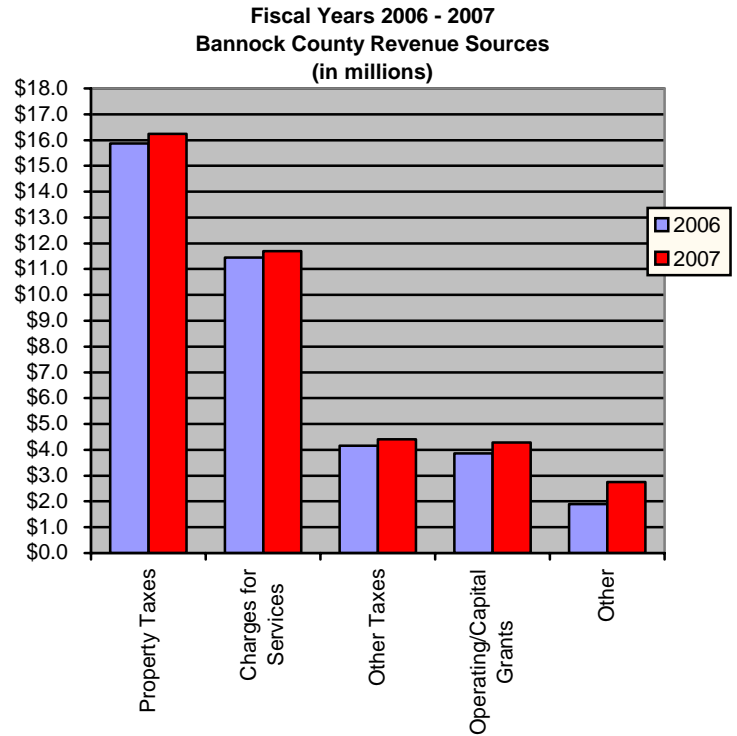
**Unrestricted Net Assets** are assets that may be used according to the County's desires.

## Where the Money Comes From

Total Bannock County revenues were \$37,249,957 for fiscal year 2006 and \$39,388,165 for fiscal year 2007. Property taxes, comprising 41% of total fiscal year 2007 Bannock County funding, are Bannock County's largest source of income. Property tax revenues increased by \$368,141, from fiscal year 2006 to 2007.

Charges for services are the next major source of income for the County. These user charges include motor vehicle fees, various licenses, contract law enforcement, jail bed rental charges, ambulance fees, court fees, rent of fairgrounds and RV units, and other refunds or reimbursements for services provided by the County.

Other taxes are another major source of revenue, with operating/capital grants and contributions coming in at a comparable amount. Other taxes include sales tax and liquor apportionment. Operating/capital grants and contributions consist of state, federal, and local grants that the County receives.



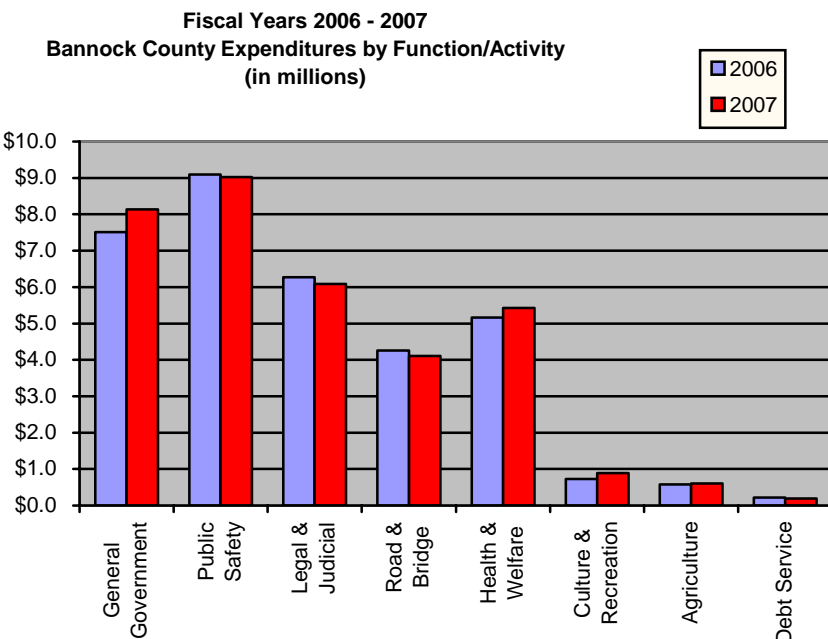
## Where the Money Goes

Total Bannock County expenditures for fiscal year 2006 were \$33,822,010 and for fiscal year 2007 they were \$34,457,153.

**Public safety** has the largest expenditure budget for Bannock County. The sheriff and jail fall under this classification, as well as, juvenile detention, emergency communications, and numerous grants.

Expenditures for **general government** are the second largest. These operations are for the basic operations of Bannock County. They include the departments of assessor, commission, clerk/auditor/recorder, appraisal, treasurer, maintenance, and data processing.

The third highest expenditure budget is the **legal and judicial** function. This function receives significant user fees for reimbursements for expenditures. Included under this function are the courts, prosecutor and public defender's offices, adult and juvenile probation and miscellaneous grants.



## Demographics and Economy

Bannock County is located, geographically, in the southeast corner of Idaho, about midway between Salt Lake City, Utah, and the west entrance of Yellowstone National Park. Bannock County was established on March 6, 1893, being formed out of what was then the southern portion of Bingham County. The most current population estimate of Bannock County is 78,155. The majority of the County's population resides in the county seat of Pocatello, with a population numbering over 50,000.



Historically, Bannock County's economy revolved around a strong agricultural base and a sizeable transportation industry, which has been in a recent decline. Indications are now that the transportation industry is growing with the addition of workers at Union Pacific Railroad and increased workers at trucking transport employers. The Pocatello area continues to grow into a strong high tech and service industry area. Bannock County continues to possess the advantage of economic diversity and has tended to remain more resilient during major economic shifts, in part, because of that diversity. Pocatello is the home of Idaho State University, one of Idaho's three principal universities. The combination of these factors with other unique geographical features have served to allow the Bannock County area to be an economic, recreational, and cultural hub of Eastern Idaho.



### Other Elected Officials

- Assessor – JoLynn Anderson
- Coroner – Kim Quick
- Prosecuting Attorney – Mark L Hiedeman
- Sheriff – Lorin W Neilsen
- Treasurer – Radene Barker

The Bannock County Citizen's Financial Report provides the general public with an overview of the County's financial condition, as well as, the revenue sources and how that money is spent. This report also outlines economic and financial indicators of the County. The information in this report was pulled from the Bannock County FY2007 Comprehensive Annual Financial Report (CAFR). The CAFR is more detailed and is a complete financial presentation prepared in conformance with Generally Accepted Accounting Principles (GAAP) and was audited by the County's independent auditor, receiving an unqualified opinion. Both the Citizen's Financial Report and the CAFR are available on the County website at <http://www.bannock.id.us>, or at the Bannock County Auditor's office, 624 East Center, Room 104, Pocatello, Idaho, 83201-6274.

### **Bannock County, Idaho**

624 East Center St, Room 104  
Pocatello, ID 83201-6274

Phone: 208-236-7335

Fax: 208-236-7016